






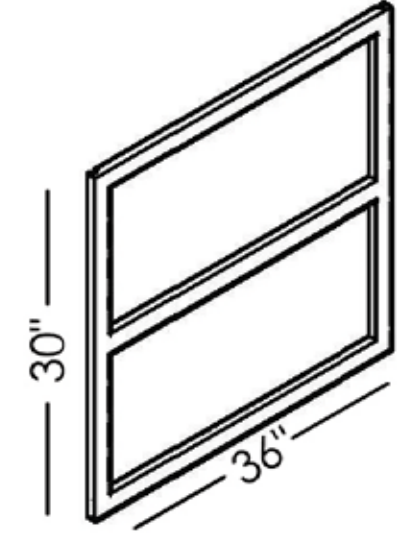

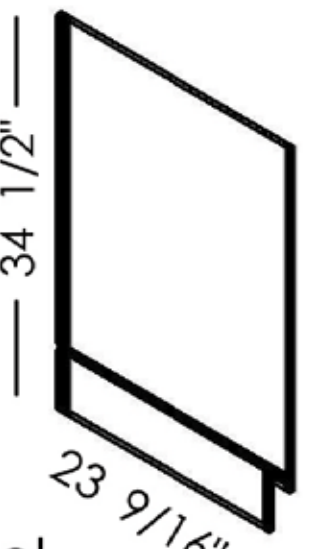
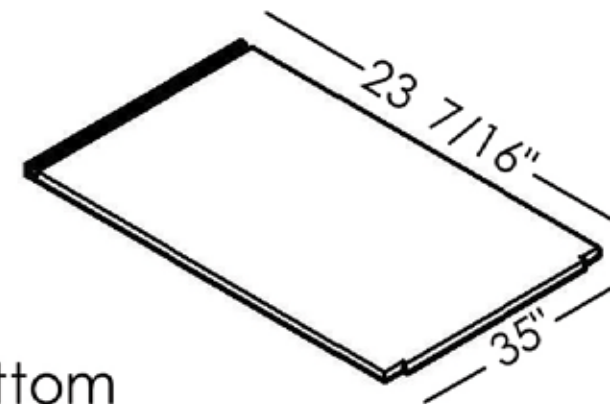
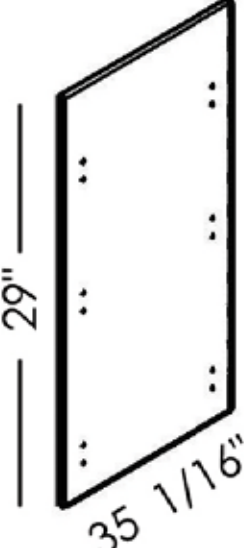
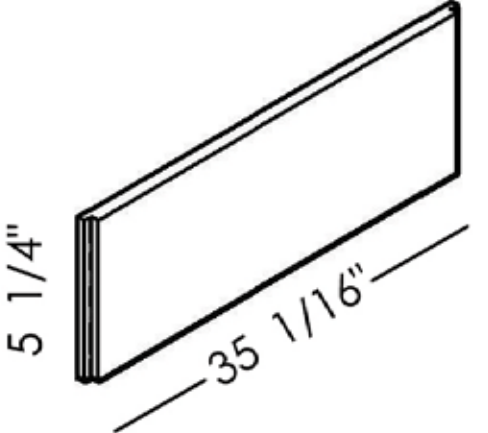
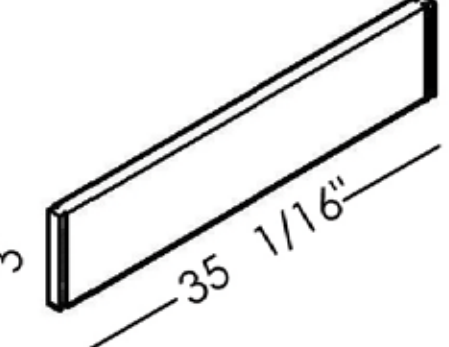
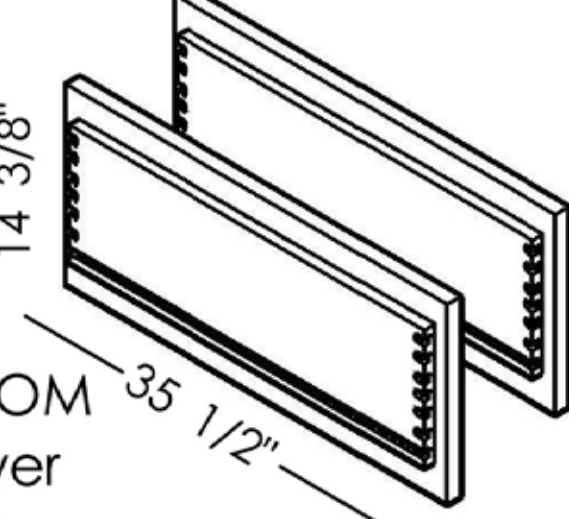
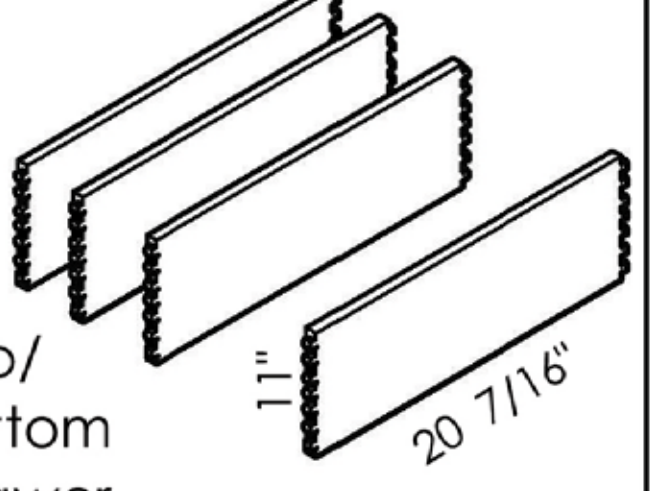
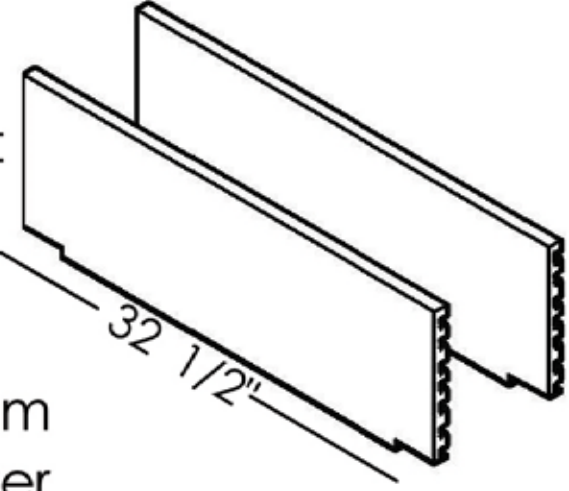
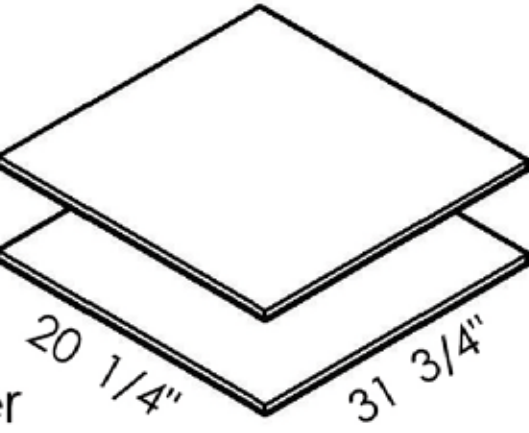


Part List








DB36-2

Unit: inch

No	Picture	Specification	Qty
A		Screw $\varnothing 3 \times 1/2$ "	52
B		L Bracket	4
C		Drawer Glides	4
D		Glide Connector	4
E		Corner Bracket	4
F		Metal Clip	4
G		Bumper	8

<p>1</p>  <p>Face Frame</p>	<p>2</p>  <p>Left Side Panel</p>	<p>3</p>  <p>Right Side Panel</p>
<p>4</p>  <p>Bottom Panel</p>	<p>5</p>  <p>Back Panel</p>	<p>6</p>  <p>Front Toe kick</p>
<p>7</p>  <p>Back Toe kick</p>	<p>8</p>  <p>Top/ BOTTOM Drawer Front</p>	<p>9</p>  <p>Top/ Bottom Drawer Sides</p>
	<p>10</p>  <p>Top/ Bottom Drawer Back</p>	<p>11</p>  <p>Drawer Bottom</p>

Assembly instructions

No	Picture	Specification	Qty	No	Picture	Specification	Qty
A		Screw $\varnothing 3 \times 1/2''$	52	E		Corner Bracket	4
B		L Bracket	4	F		Metal Clip	4
C		Drawer Glides	4	G		Bumper	8
D		Glide Connector	4				

